

INFORMATION ON VISA REQUEST

These are the steps you need to take in order to ask for a VISA to enter in Italy.

Please note that only non-EU students residing outside of Italy need a VISA to enter in Italy and have to follow these steps.

EU citizens do not need VISA and can skip this procedure.

1. IDENTIFY THE COMPETENT ITALIAN AUTHORITY IN YOUR COUNTRY:

Visit this webpage <https://vistoperitalia.esteri.it/home.aspx> to find out whether you need to apply for a study visa (type D), which is the competent Italian Embassy or Consulate in your country of residence and what documentation you need.

2. SUBMIT THE PRE-ENROLLMENT and VISA APPLICATION:

As established by the Ministry of University and Research (MUR), the pre-enrollment request and the request for a VISA will be submitted online through the platform UNIVERSITALY (<https://www.universitaly.it/>).

Consult the attached guidelines (see page 3) which will show you how to do this step by step.

As soon as we will receive your pre-enrollment request and request for a VISA, we will check it and – if everything is fine – we will submit it to the competent Italian authority.

3. COMPLETE THE PRE-ENROLLMENT PROCEDURE AT THE COMPETENT ITALIAN AUTHORITY:

You must then complete the pre-enrollment procedure by contacting the competent diplomatic-consular mission, keeping in mind that the procedure is not complete with the sending of the pre-enrollment application (point 2) only.

Get in touch with the Embassy: [TAKE AN APPOINTMENT HERE](#)

4. WHAT TO DO WITH YOUR VISA:

Getting your VISA means that you are allowed to travel to Italy but don't forget to bring the original and/or upload it to confirm your enrollment at the University of Pavia.

Please note:

Classes are going to start at the end of September. It is important that you have applied for pre-enrollment and enrollment by that time or you will not be able to attend them (even if just online).

Any decision concerning the arrival in Italy and attendance to classes, will comply with health directives issued by the Italian Government.

As far as the activity of the Italian Embassies abroad is concerned, they are mainly operating in a work-from-home mode, with limited access and/or just dedicated to urgency, in compliance with local health regulations.

In view of the above, it is to be expected, unfortunately, that some delays may occur. However, we hope that in the countries where health conditions allow it and consular activity is resumed, students can proceed with the pre-enrolment procedure and the subsequent application for a study visa.

PRE-ENROLLMENT AND VISA APPLICATION GUIDELINES ON UNIVERSITALY - www.universitaly.it



Guidelines about your Visa request through the
Universitaly portal

Select the portal language

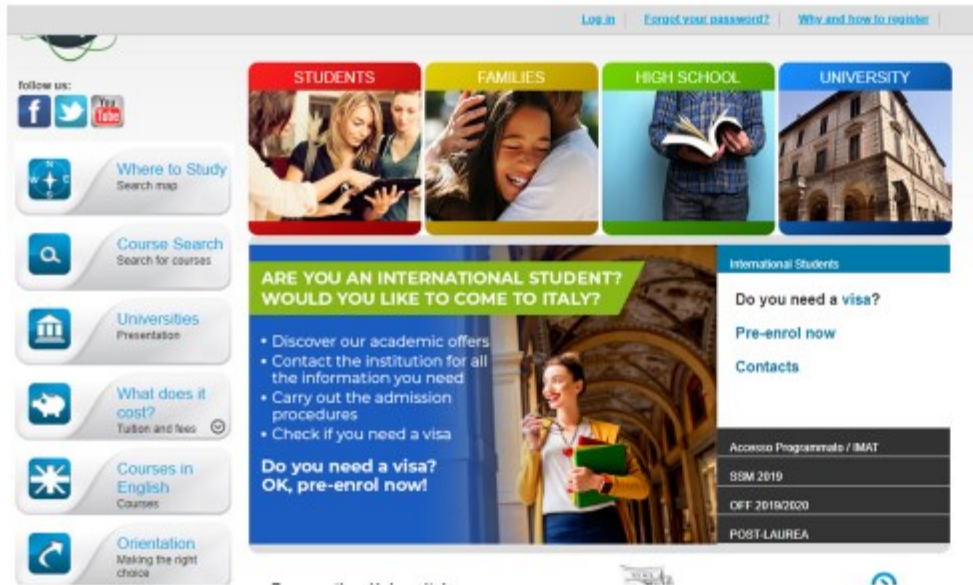


The screenshot shows the Universitaly website interface. At the top right, there is a language selection menu with icons for Italian, English, and other languages. A blue arrow points to the English icon. Below the language menu, there are navigation tabs for 'STUDENTI', 'FAMIGLIE', 'SCUOLA SUPERIORE', and 'UNIVERSITÀ'. The main content area features a large banner for 'OFFERTA FORMAZIONE POST LAUREA' and 'OFFERTA FORMATIVA 2019/20'. On the right side, there is a sidebar with links for 'Studenti Internazionali', 'Accesso Programmato / IMAT', 'SSM 2019', 'OFF 2019/2020', 'Vai all'offerta formativa', 'POST-LAUREA', and 'Offerta Formativa'.

Select English

Do not use the browser translation system, it may cause technical issues and you will be sent all the following communication in italian

Pre-enrol now



Select
International Students
And
Pre-enrol
now

Please note that at one point you will be asked which embassy or consulate you are going to use for your visa application: **select visa for more information about Italian Representative in your country**

Registration

> Personal area - login

email:

Password:

[Log in](#)

[Forgot your password?](#)
[Why and how to register](#)

Attenzione: credenziali di accesso errate.

> Why and how to register

The University portale gives you access to lots of useful information.
After you register you will have access to all the resources and services of the University portale.

Complete the online registration form, once your account is set up you will have access to all the website resources and services.

[Join now!](#)

You need to register to University

Try to use the same email address of your nomination. It will make easier to identify you.

Please note that you will need to confirm you email address to complete your registration

Registration: fiscal code

> Registration

Enter your complete personal data, exactly as shown in your passport

Name (including possible names) *

Surname *

Citizenship * ITALY

Country of birth *

Italian tax code if you have one *

PRVCLD97H582222P

Codice Fiscale: PRVCLD97H582222P

Day of birth *

compulsory field

Gender *

Citizenship *

We remind that for any communication about university procedures you will be contacted through email given in registration. Each User must keep it updated.

We remind you that it is not possible to use PEC, Hotmail, Msn and Live because these domains do not receive any emails from University.

We have already pointed out the situation to the server administrators but they still treat our emails as spam.

We kindly invite you to use different domains until this situation is fixed.

Thank you!

The registration asks you a fiscal code

If you do not have an italian fiscal code, click on save and the system will generate one in a pop up as shown


Click on the code to add it to your registration

Registration: confirm your email address

University registration > Posta in arrivo x

universality@cineca.it lun 15 giu, 10:53 (2 giorni fa)

inglese > Italiano > Traduci messaggio

 UNIVERSITALY
ITALIAN UNIVERSITY JUST A CLICK AWAY

Hello Daria,

To complete the registration to Universitaly, click on this link:
[Confirm process](#)

or copy and paste this link in your browser:
<https://www.universitaly.it/index.php/registration/confirm/mail/darlamloretti40@gmail.com/token/c52521423262b62ab010b4d17283bd5766de4>

You will be asked to enter your personal password.

Universitaly Team

You will receive an email from universality@cineca.it

You need to confirm your email address following the instructions

If you did not set the language the email will be in Italian



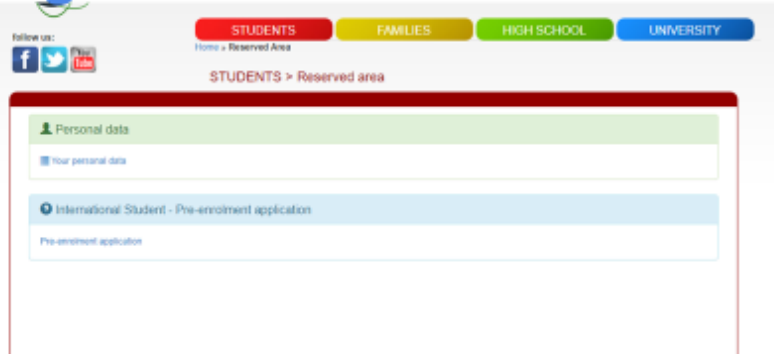
Registration: password

Choose your
password and log in!

You will be send a
welcome email!



Log In: Reserved Area

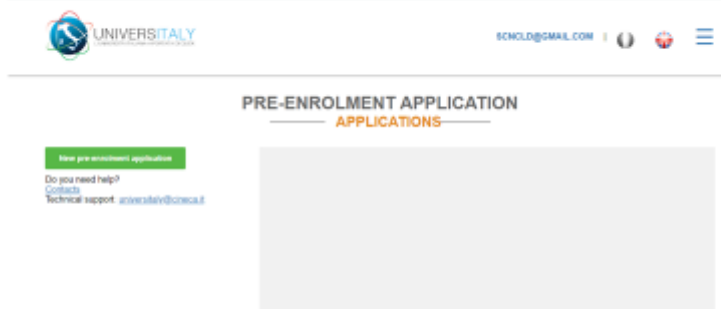


- You will be ask to upload:
- A photo
 - A scan copy of your passport
 - Your acceptance letter

Go to Pre-enrollment application.

You will be asked to confirm your personal data anyway

Application: contacts



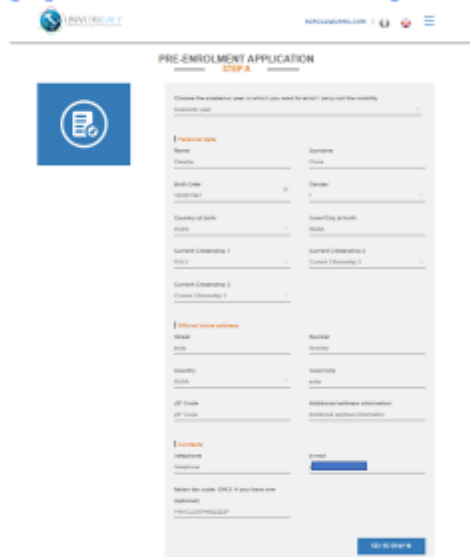
HELP contacts:

Technical support:
universality@cineca

University contact:
admission@unipv.it

Please note that at one point you will be asked which embassy or consulate you are going to use for your visa application. To find out more before applying go to <https://vistoperitalia.esteri.it/home/en>

Application: Step A



Step A:

Personal Data and Official Home Address

Copy your data from your passport

Check your data and go to Step B

Application: step B

PRE-ENROLMENT APPLICATION
STEP B

Passport

Passport number: Empty date:

Upload a passport size picture of your face: Reason for the selection:

Upload your valid passport: Reason for the selection:

Visa Application

Country:

Where will you apply for a visa?

Specify the reason for the visa application:

Step B:

Upload:

1. your photo
2. your passport

Visa application
if you are in doubt check here:
<https://vistoperitalia.esteri.it/home/en>

Application: step B

Course information

Institution: Institution Name:

Course Type: Course Type:

Course Name:

Course Curriculum

None

Course location

Select the University of Pavia as Institution and the Course type and name

(Consult the Italian University System framework if in doubt of which course type to choose)

Ignore the code request and go to step C



NB: The course in Medicine and Surgery is a 6 year "Laurea Magistrale a Ciclo Unico".

Application: disclaimer and data processing

ID account at the chosen University / AFAM / Institute

The undersigned declares
he/she is aware that:

- the data and documents reported in this "pre-enrolment application" correspond to the truth and is aware of the criminal liability deriving from having produced a false, untruthful declaration or containing data no longer corresponding to the truth, as well as being aware that the data reported in this declaration are subject to veracity checks;
- the pre-enrolment procedure must be completed at the competent diplomatic-consular mission and is not complete with the sending of this "pre-enrolment application" only;
- enrolment in higher education institutions in Italy is governed by specific procedures issued by the Italian Ministry for Universities and Research, published annually on the website www.studare-in-italia.it/studentibisumeni;
- to enrol in study courses, it is necessary to follow the instructions provided by the higher education institution responsible for the chosen course and complete the related procedures, which do not necessarily end with the completion of the pre-enrolment phase;
- the pre-enrolment procedure and this "pre-enrolment application" do not in any way replace the admission and enrolment procedures for the chosen course, which will be completed in the phase following the issue of the visa for study purposes, after verifying the authenticity of the documentation produced, and also does not imply any claim or automatic acceptance for the purpose of issuing the relevant visa for study purposes;
- issuing the visa is the exclusive responsibility of the competent diplomatic-consular missions, after verifying that they meet the requirements mandated by current legislation;
- in the "pre-enrolment application", the persons authorised to process the data are empowered to rectify any errors in the transcription/transliteration of personal data, verifying the latter with the data shown in the passport provided;

he/she undertakes to:

- provide proof of the pre-determined necessary financial resources and the necessary insurance coverage for medical treatment and hospitalisation in accordance with the provisions of Italian law or to consent to enter into a contract for such insurance coverage upon entry into Italy;
- forward the application for a STUDENT residence permit to the competent police headquarters within 8 working days of entry into Italy, complete with the required documentation;
- return to the country of residence upon expiry of the visa if not admitted to or not enrolled in the chosen course.

I have read the data processing

[Apply for pre-enrolment](#) [Back to the homepage](#)

By pushing this button your pre-enrolment application will be sent to the University / AFAM / Institute you have chosen. The University / AFAM / Institute will verify your application and forward it, along with information on your admission, to the chosen Consulate.

Please read this part carefully
before submitting.

Please note that when you
select «I have read the data
processing»

You will ask to read an
additional document on the
italian privacy law

*Once you have checked
everything apply!*

*Your application will be sent
to us.*

Thank you for choosing the University of Pavia !